

# Phillip Managed Account | Havenport Managed Account (Funds) ("MAF") – Jan 2026

## Investment Objective

Managed Account (Funds), or "MAF" is managed by Phillip Securities Pte Ltd ("PSPL") with Havenport Investments as the sub-Fund Manager. Depending on the specific MAF selected by the investor, it is the manager's objective to deliver a balance of capital preservation, income and capital appreciation by adopting style neutrality for the purpose of volatility minimisation.

MAF investors portfolios should view their investment with a medium to long term investment horizon.

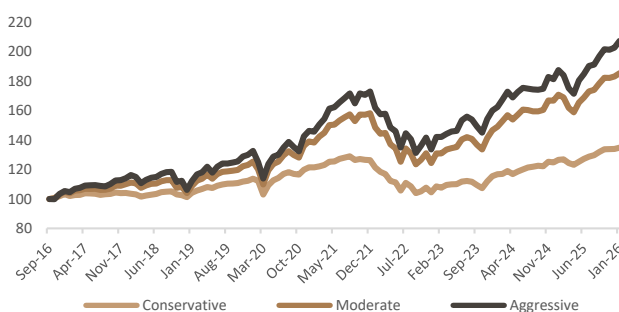
## Portfolio Performance (%)<sup>1</sup>

	1M	YTD	1Y	3Y	5Y	SI <sup>^</sup>	SI (cum)
Phillip Havenport Conservative	0.6	0.6	6.5	7.5	2.1	3.3	34.8
Phillip Havenport Moderate	1.2	1.2	8.5	12.3	6.0	6.8	85.4
Phillip Havenport Aggressive	2.3	2.3	10.6	13.4	7.3	8.1	107.4

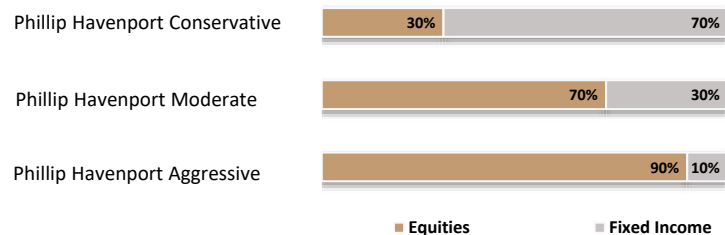
<sup>^</sup> Since Inception: Sep 2016

Figures for period above one year are annualised unless stated.

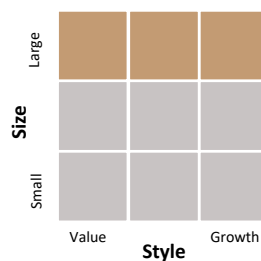
## Performance Chart (%)



## Asset Allocation



## Equity Strategy<sup>2</sup>



This style box, sourced from Morningstar, reflects the investment style and size bias embedded in the equity portion of each MAF portfolio shown on this page.

## Fund Allocation

	Phillip Havenport Conservative	Phillip Havenport Moderate	Phillip Havenport Aggressive	Performance This Month <sup>3</sup>
<b>Fixed Income Funds</b>				
<u>PIMCO Global Bond Fund</u>	20%			0.1%
<u>Neuberger Berman Strategic Income Fund SGD-H</u>	25%	15%	5%	0.3%
<u>Neuberger Berman Strategic Income Fund USD</u>	15%	5%	5%	-0.7%
<u>PIMCO - Income Fund SGD-H</u>	10%			0.4%
<u>PIMCO - Income Fund USD</u>		10%		-0.6%
<b>Equity Funds</b>				
<u>Allianz Best Styles Global Equity</u>	10%	20%	15%	-0.5%
<u>Capital Group New Perspective Fund</u>	10%	30%	30%	1.0%
<u>Pinebridge Global Focus Equity Fund</u>		10%	20%	2.4%
<u>T. Rowe Price Global Value Equity Fund</u>	10%	10%	20%	7.1%
<u>JPM China Fund</u>			5%	2.4%

Unless otherwise stated, all data is as of the date of this document and sourced from Havenport. This discretionary managed account service is not a Collective Investment Scheme ("CIS"), i.e. not an unit trust.

<sup>1</sup> Source: Havenport, Bloomberg (as at 31 Jan 2026). For illustration only. NAV returns calculated in SGD with net dividends reinvested. Performance reported is gross of portfolio management fees and net of underlying manager fees. Individual client's performance may vary from model performance, depending on timing relating to account commencement, subscriptions and redemptions, as well as frequency of such investing actions. Please access your client portal for actual performance.

<sup>2</sup> Source: Morningstar (as at 31 Jan 2026).

<sup>3</sup> Source: Bloomberg (as at 31 Jan 2026). Performance based on the NAV change over the month with net dividends reinvested in SGD.

# Phillip Managed Account | Havenport Managed Account (Funds) (“MAF”) – Jan 2026

## PhillipCapital Your Partner In Finance

PSPL is a member of PhillipCapital and was established in 1975. The PhillipCapital network has grown into an integrated Asian financial house with a global presence that offers a full range of quality and innovative services to retail and high net worth individuals, family offices, corporate and institutional customers.

PhillipCapital (with headquarters in Singapore) operates in the financial hubs of 14 countries, including offices in Malaysia, Cambodia, Indonesia, Thailand, China (and Hong Kong SAR), Japan, India, Vietnam, Australia, UAE, UK, Turkey and USA. With our experience in Managed Account (“MA”) Services dating back to 2002, tap onto the expertise of PhillipCapital network to build your investments on a discretionary basis. Through our MA services, you can have a wide selection of stocks, unit trusts, ETFs, bonds and more, investing in various sectors across the Asia Pacific Region and Global Markets. Within the group, we have researchers and analysts in Singapore and our regional network.

## havenport

Established in 2010, Havenport Investments is a Singapore-based investment services company that caters to the investing needs of institutions, family offices, financial advisory firms, and individuals in Singapore and across Asia.

Founded by Patrick Tan and Joseph Tern, both of whom have had long and successful tenures with some of the top asset management firms internationally, the company boasts a leadership team that comprises professionals with long and successful careers in both the asset management and wealth management industry.

Leveraging off its strong heritage in institutional and retail asset management since its establishment, and going back to its predecessor firms, Havenport Investments is today a holistic investment services company, creating differentiated investing propositions for its clients via a range of traditional asset classes of equities, fixed income, and multi-asset.

Havenport Investments is regulated by the Monetary Authority of Singapore and holds a Capital Markets Services license for fund management.

### KEY FEATURES

- Discretionary portfolio management service offered by Havenport, investing into collective investment schemes.
- Total Return portfolios with diversification across multiple fund houses, multiple asset classes, and underlying securities.
- Manager driven fund selection, implementation, ongoing-monitoring and rebalancing.
- Various strategies to choose from, depending on individual risk profile, needs & requirements over the medium to long term.
- Online access to portfolio information and monthly statements.

### ACCOUNT INFORMATION

**Inception Date:** Sep 2016

**Account Type:** Multi-Asset

**Geographical Focus:** Global

**Fund Source:** Cash, existing non-CPF capital  
Market products or non-CPF unit trusts

**Minimum Initial Investment:** S\$5,000

**Minimum Subsequent investment:** Allowable with no restriction.

**Monthly Investment Plan:** minimum S\$200 per month

**Partial Withdrawal:** Allowable with no withdrawal fee

**Minimum Holding Amount:** S\$5,000

### Risk Profile:

Phillip Havenport Conservative: Moderately Aggressive. Looking for Growth and Income.

Phillip Havenport Moderate: Moderately Aggressive. Looking for Growth and Income.

Phillip Havenport Aggressive: Aggressive. Looking For Growth.

**Benchmark:** There is no benchmark

### FEES

**Upfront Fee:** Up to 3% of invested amount

**Management Fee:** 1.5% p.a. For details on fees and charges, please refer to the Discretionary Account Management Agreement and its accompanying Schedule.



# Phillip Managed Account | Havenport Managed Account (Funds) (“MAF”) – Jan 2026

## Disclaimer for MA Services

This material is provided to you for general information only and does not constitute a recommendation, an offer or a solicitation to buy, sell or invest in any investment product or service. It does not have any regard to your specific investment objectives, financial situation and any of your particular needs. You should assess and consider whether the discretionary managed account (“MA”) service is suitable for you before proceeding to invest. You may wish to consult a qualified financial adviser before investing.

Investments in discretionary MA manage by Phillip Securities Pte Ltd (“PSPL”) are not suitable for short-term speculation. There can be no assurance that investment objectives will be achieved and you may not get back your principal amount invested. Past performance is not necessarily indicative of future performance.

Investments in PSPL discretionary MA carry risks, including but not limited to Market, liquidity, credit, interest rate, derivative, counterparty, foreign exchange risks, political risks, and the risk of vesting discretionary trading power in PSPL for trading and managing for you a portfolio of securities and derivatives thereof.

The regular dividend distributions (“Pay-out”), where applicable, are paid either out of income and/or capital, not guaranteed and are subject to PSPL’s discretion. Such dividend distributions will reduce the available capital for reinvestment and may result in an immediate decrease in the net asset value of the invested portfolios in the MA. Past Pay-out yields (rates) and payments do not represent future Pay-out yields (rates) and payments.

The information provided herein is based on certain information, conditions and/or assumptions available as at the date of this material that may be obtained, provided or compiled from public and/or third-party sources which PSPL has no reason to believe are unreliable; and may contain optimistic statements/opinions/views regarding future events or future financial performance of countries, Markets or companies. Any opinion or view herein is an expression of belief of the individual author or the indicated source (as applicable) only. PSPL makes no representation or warranty that such information is accurate, complete, verified or should be relied upon as such. You must make your own financial assessment of the relevance, accuracy and adequacy of the information in this material.

Accordingly, no warranty whatsoever is given and no liability whatsoever is accepted for any loss or consequence arising whether directly or indirectly as a result of your acting based on the information in this material.

The information may be subject to change at any time without notice.

The information does not constitute, and should not be used as a substitute for, tax, legal or investment advice. The information should not be relied upon exclusively or as authoritative without further being subject to your own independent verification and exercise of judgement.

Our financial adviser representatives may be authorised to engage in non-FA activities of Marketing, client acquisition and client servicing of MA services. Our representatives who are appointed under the Securities and Futures Act 2001 to conduct fund management activity (“FM Reps”), i.e. the Portfolio/Fund Managers, will be managing clients’ money and investments, in addition to Marketing, client acquisition and client servicing of MA services.

Terms and conditions (“T&C”) of PSPL discretionary MA services shall apply and you can obtain a copy of it from PSPL. You should read the T&C before deciding to invest in the discretionary MA service(s).

Investments in the discretionary MA mentioned herein are not obligations of, deposits in, or guaranteed by PSPL or any of its affiliates.

PSPL is a member of the PhillipCapital Group of Companies. The PhillipCapital Group of Companies, their affiliates and/or their officers, directors and employees may own or have positions in the investments mentioned herein or related thereto. PSPL discretionary MA may invest into money Market funds managed by a related company of PSPL. Any member of the PhillipCapital Group of Companies may have acted upon or used the information, analyses and opinions herein before they have been published.

This material and information herein are not for any person in any jurisdiction or country where such distribution or availability for use would contravene any applicable law or regulation or would subject PSPL to any registration or licensing requirement in such jurisdiction or country.

This advertisement or material has not been reviewed by the Monetary Authority of Singapore.

Brought to you by Phillip Securities Pte Ltd (A member of PhillipCapital)

Co. Reg No. 197501035Z

<https://www.phillip.com.sg/sg/managed-accounts-services/> | +65 6531 1555 | [MAenquiries@phillip.com.sg](mailto:MAenquiries@phillip.com.sg)